



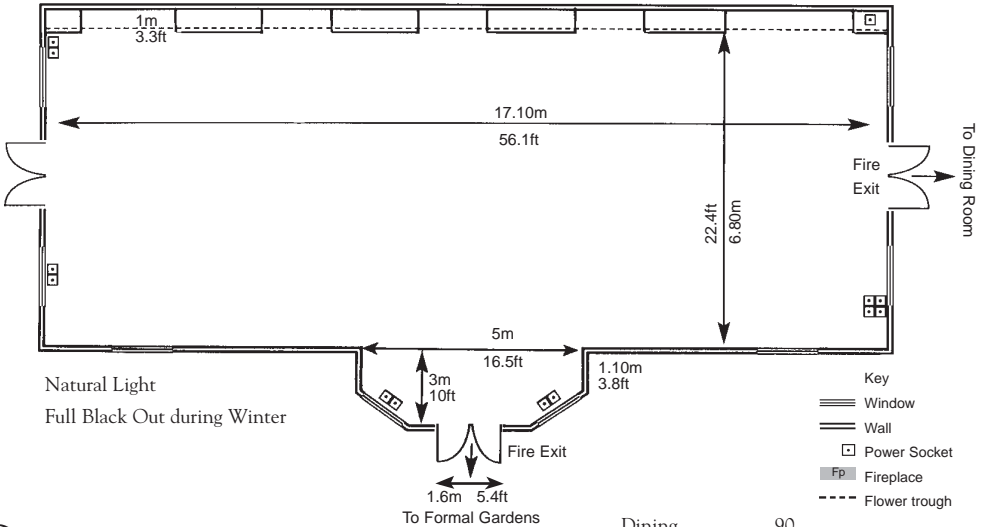
# WESTON PARK

## House Dimensions

### Victorian Orangery

56.1x22.4 (feet)  
 17.10x6.8 (metre)  
 Total Sq ft 1256.64 ft<sup>2</sup>  
 Total Sq m 116.28m<sup>2</sup> + Bay 12m<sup>2</sup>

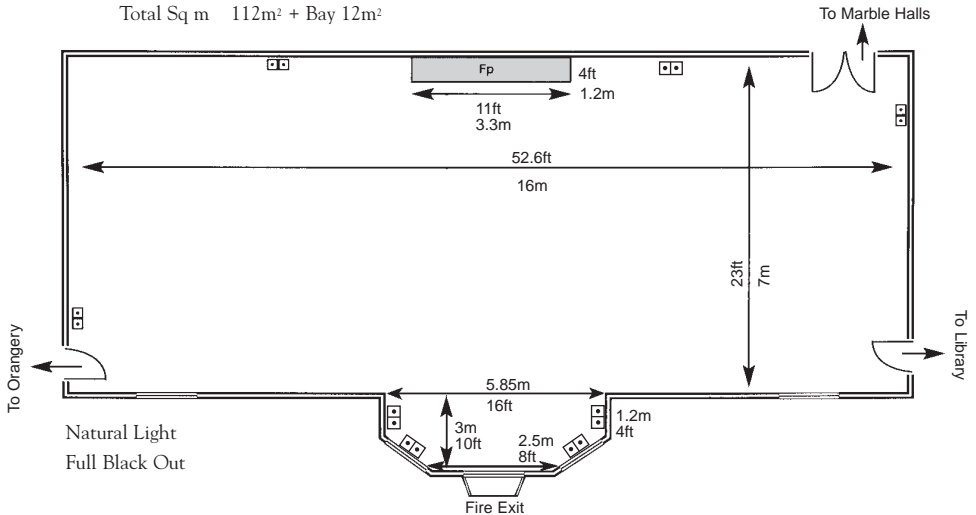
Room	Capacities
Dining	120
Cabaret	54
Board Room	54
Class Room	46
Theatre	130



### Dining Room

52.6x23 (feet)  
 16x7 (metre)  
 Total Sq ft 1209.80ft<sup>2</sup>  
 Total Sq m 112m<sup>2</sup> + Bay 12m<sup>2</sup>

Room	Capacities
Dining	90
Cabaret	54
Board Room	50
Class Room	46
Theatre	120

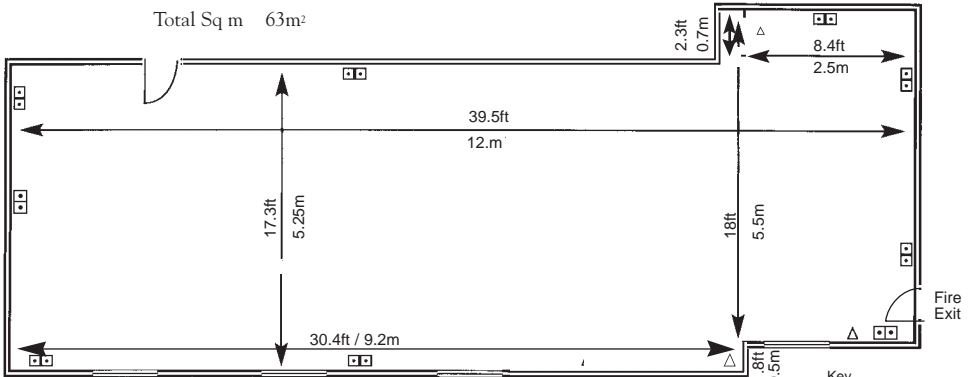


# Castle Bromwich Executive Boardroom

39.5x17.3 (feet)  
12x5.25 (metre)  
Total Sq ft 683.35ft<sup>2</sup>  
Total Sq m 63m<sup>2</sup>

## Room Capacities

Dining	16
Cabaret	n/a
Board Room	16
Class Room	n/a
Theatre	n/a



Natural Light  
Ceiling Screen

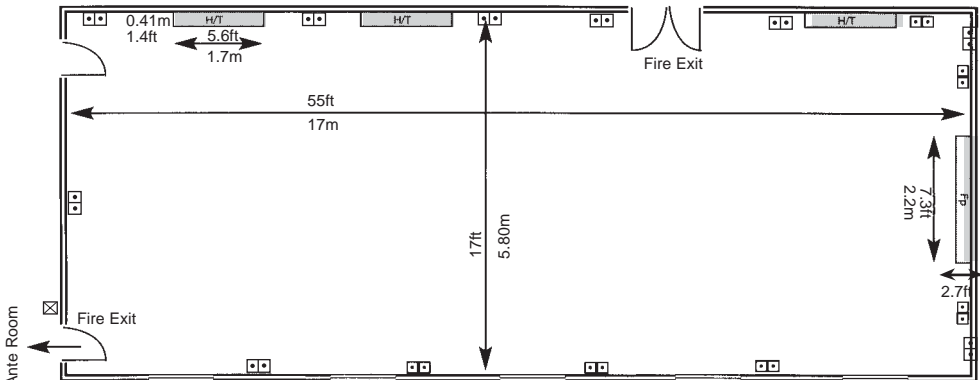
- Key
- Window
  - Wall
  - Power Socket
  - TV ariel
  - H/T Heater
  - Fp Fireplace
  - Internet Point

# Music Room

55x17 (feet)  
17x5.80 (metre)  
Total Sq ft 935ft<sup>2</sup>  
Total Sq m 98.60m<sup>2</sup>

## Room Capacities

Dining	60
Cabaret	36
Board Room	44
Class Room	34
Theatre	100



Natural Light  
Full Black Out  
Air-conditioning

Weston Park Enterprises Limited

Weston-under-Lizard, Nr. Shifnal, Shropshire TF11 8LE

Telephone: 01952 852100 Fax: 01952 850430

Website: [www.weston-park.com](http://www.weston-park.com) Email: [enquiries@weston-park.com](mailto:enquiries@weston-park.com)